


September 2021



The Viewpoint

Greetings Club Members ,

Hope you have enjoyed your summer. I do not know about you but I am looking forward to the fall-like weather.

I have just a few things for you to be thinking about for the season.

Heralding the Holidays is still being planned and will be taking place December 3, & 4 , & 5 , 2021. Please mark your calendars. We are looking for more framed and non framed works of photography to be displayed and available for purchase if you would like to hang in the clubhouse. No theme is necessary, but works must be family friendly.

Also we will be needing volunteers for this event as follows:

Setup, greeters, strolling photographers to document the event.

Please reach out to Wennie Anderson to volunteer.

Our volunteer hours for this event is part of our lease agreement, I would really like to see more people assisting this holiday season.

In person Meet & Greet- Thursday, October 14, 2021 @ 7pm. We will be meeting outside and inside, so bring a lawn chair and dress for the cool evening weather, bring a snack for yourself if you would like. Cider and other prepackaged refreshments will be provided.

Please RSVP to Wennie.

Holiday Party- is pending our state circumstances , however I am looking for suggestions from members for a holiday get together since we were not able to for 2020.

Please forward your suggestions to me.

Lastly, we will continue to have our Board Meetings and Monthly Contests via Zoom links which are located in the calendar.

Other activities that are on Zoom are **Lightroom, Upcoming Elements group**, and occasionally **guest speakers**.

A Fall session of **IYP** is planned as well. So please let your friends and family know.

Michele Kipplen

1st Place Tie for Intermediate Assignment



SPECIAL POINTS OF INTEREST

- Photographing Birds
- Birding Locations
- Photo Contest
- Committee Reports
- Early Camera
- Improvements for Clubhouse
- Improving Your Photography
- Photoshop Elements

Updates At the Clubhouse

Our clubhouse exterior is really shaping up. The Metroparks ground crew has been busy improving our clubhouse. They are fixing the fire entrance. They cut the tree down. Jack Myers coordinated getting a new sign for our entrance and installed new information boxes. Stop by and check out the changes.



Photographing Birds

The best place to practice bird photography may be your own backyard.

I have a book recommendation: *Secrets of Backyard Bird Photography* by J. Chris Hansen

1st edition, © 2014, ISBN 978-1-937538-55-2

The book includes chapters on equipment, photographing hummingbirds, DIY projects and more. I won it in a contest 5 or 6 years ago and found it very useful.


Jerry Lohman

Another great book submitted by Jack Meyers. I've been photographing birds more in the last couple of years. My wife got a book for me, *What It's Like to be a Bird* by David Allen Sibley. It's not the usual bird book for identifying birds. It covers flying to nesting, eating to singing-what birds are doing and why, physiology, coloration, behaviors and more. Quite by chance I recently observed two things mentioned in the book.


In the left hand picture is a Ruby-Throated Hummingbird at our window. Last year we had a hummingbird feeder hanging on that window. In April, before we put up a feeder, a hummingbird that was here last year, came back to that window looking for the feeder. Ruby-Throated Hummingbirds winter in Southern Mexico and Central America. This little one remembered where the food was last year.




My second observation concerned feathers. Again from the book, they wear out and have to be replaced, generally once a year, called molting. But birds don't lose all their feathers at once. It is done in an orderly process without hindering flight. I happened to photograph an Anna's Hummingbird that was growing new feathers. Notice that the new feathers are in the same placement on each wing. In this way the flight ability is not disturbed.



The bright radiant color on hummingbirds (and other birds) comes from the iridescent coloring of the feathers. The sunlight has to come from a certain direction for the iridescence to show. On the left the Anna's Hummingbird has its back to the sun. You can see a little iridescence in the green feathers on its back. The bird on the right is facing the sun and the iridescence of the head feathers stands out.



Here's another example of the iridescent coloring. This White-faced Ibis, drab looking in the picture on the left, turned to right so the light hit the feathers from a different angle, and the feathers showed an iridescent green color. Here's another example of the iridescent coloring. This White-faced Ibis, drab looking in the picture on the left, turned to right so the light hit the feathers from a different angle, and the feathers showed an iridescent green color.



Jack Myers

Online Source of Wildlife Photography Ebooks and Videos by Steve Perry. Backcountrygallery.com

Anna Koperczak

Source of Ohio locations for excellent birding in Ohio

Ohio Ornithological Society

<https://birding-in-ohio.com/>

Of course check out the new Metroparks including Howard Marsh and Manhattan Marsh.

Photo Outing

On Saturday August 14 several members went on a photo shoot of the sunset on the Maumee river from the railroad bridge in Grand Rapids. This was the second time for this shoot. The first time the sky was blah. This time the sky was better. Both times everyone enjoyed the opportunity.

Jack Myers



Improving Your Photography Seminar

If you want to go beyond shooting snapshots and start creating photographs, this seminar is for you. The classes are geared toward digital camera although most of the information applies to film as well. Appropriate cameras include Digital SLR's and point and shoot cameras that have the capability of non-automatic modes (manual, shutter priority, and aperture priority).

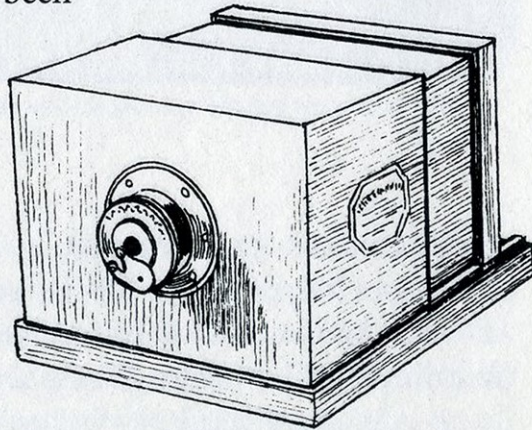
Classes are held on five Tuesdays beginning October 5 from 7:00-9:00pm. Weeks 1, 2, 4, and 5 are held via Zoom. Week 3 is a hands-on evening putting together everything covered in weeks 1 and 2. Location to be determined. Registration information is on the PACT Website.

<https://www.photoartscluboftoledo.com/d/bf4f8bd2-2893-4469-a3ea-b8a8d2339a4b>

Interesting Article

— THE RAREST CAMERA OF ALL —

ONLY ONE EXAMPLE is known to survive of one of the earliest commercially available cameras. Built by the Parisian firm of Susse Frères to the specifications of Louis Daguerre in 1839, it comprises two wooden boxes which slide into each other to focus the image, and a brass-mounted lens fitted with a swiveling cap. Once the image has been composed, the ground-glass focusing-screen at the back of the camera is replaced with a Daguerrotype plate. The lens cap is rotated for an exposure of anything from three to 30 minutes, followed by immediate development in mercury fumes. This apparently unique camera was sold at auction in 2007 for just over half a million UK pounds.



From Pring's Photographer's Miscellany, Stories, Techniques, Tips, & Trivia

Submitted by Ben Anderson

Committee Reports

Studio Group will resume after the exhibit in the clubhouse has ended.

John Dillon

Lightroom The Lightroom Group will meet on Monday, September 20th at 7:30 pm via Zoom. We will reviewing the use of both luminance masks and color masks when using the local adjustment tools (linear gradient, radial gradient, and brushing). Members are encouraged to submit other discussion topics to me at <mailto:matherc@yahoo.com> or during the meeting.

Charlie Mather

Photoshop Elements will meet on the first Monday of the month, beginning October 4th at 7:00 pm. It will meet on Zoom. Check for specials on-line if you don't already own it.

Steve Stalker

Monthly Competitions

For the August competition there were 30 entries from 11 members, and there were 12 members that did judging.

The September competition is open now. The assignment is City Lights.

Competition assignments

October – The Beauty of Trees

November – Abstract

December – No contest

January 2022– Lake Erie, morning, noon, or night shot in which the lake is in or is part of the picture

February – Black and White

March – Altered Reality: the use of a software in which a photo is altered to the point that it no longer reflects reality. The altered photo and any added components must be the original work of the entrant.

April – Street Photography – A genre of photography that records everyday life in a public place. The very publicness of the setting enables the photographer to take candid pictures of stranger, often without their knowledge. A street photograph is a real, unposed moment.

August 2021 Competitions	Level	Place	Author's Name	Image Title
Monthly Digital - Assignment	Basic	1st Place	Nancy Walles	Just-the-Right-Angle
		2nd Place	Nancy Walles	Beautiful-Morning-Walk
		3rd Place	Sarah Werder	Twins
		Honorable Mention	Sarah Werder	Pinkle
	Intermediate	1st Place	Jinnie Corthell	The Memory Goes ON
		1st Place	Wennie Anderson	You Know It's Fall
		2nd Place	Wennie Anderson	The Beauty of the Gardens
		3rd Place	Mary Mather	Pitcher Plant
		Honorable Mention	Jinnie Corthell	Standing Pretty
	Advanced	1st Place	Ben Anderson	Water Lily
		1st Place	Doug Frosch	Trying to attract a little Attention
		2nd Place	Doug Frosch	Grand Opening
		2nd Place	Doug Frosch	Bleeding Hearts
		3rd Place	Anna Koperczak	Fireworks Dahlia
		Honorable Mention	Jerry Lohman	Zinnia After the Rain
Monthly Digital - Open	Basic	1st Place	Nancy Walles	Peepers
		2nd Place	Sarah Werder	The Looking Frog
	Advanced	1st Place	Jeff Walles	Lunch-Conversation
		2nd Place	Jerry Lohman	Cedar Falls
		3rd Place	Jeff Walles	Sinking-the-Putt
		Honorable Mention	Anna Koperczak	Shoshone Falls, Twin Falls, Idaho - Taller than Niagra Falls
		Honorable Mention	Anna Koperczak	Cascade Canyon, Tetons with Wildfire Smoke

Board Members

President - Michele Kipplen michelekipplen@gmail.com 419-283-4616

Vice President - Steve Stalker sstalker@buckeye-express.com 419-467-3734

Treasurer - Michele Ross michele.ross@utoledo.edu 419-360-0712

Secretary - Sarah Werder sarahwerder12@gmail.com 419-476-8541

Past President - Wennie Anderson wennieanderson120@gmail.com
734-243-3346

Board Members

Charlie Mather matherc@yahoo.com 419-277-7060

Mary Mather mmather@toast2.net 419-277-7050

Albert Mui albertwmui@yahoo.com 630-272-7280

Jack Myers jrmyers@roadrunner.com 419-575-1568

Committees

Lightroom - Charlie Mather- matherc@yahoo.com

Studio Group - John Dillon - jdillon356@aol.com

Competition Chair - Jack Myers- jrmyers@roadrunner.com

Website Chair - Charlie Mather- matherc@yahoo.com

Newsletter - Mary Mather- mmather@toast2.net

Elements– Steve Stalker-sstalker@buckeye-express.com

For more information about the happenings or Zoom links
to the meetings please check out the website.

[https://www.photoartscluboftoledo.com/club/
clubschedules.aspx](https://www.photoartscluboftoledo.com/club/clubschedules.aspx)