


August 2023



# The Viewpoint

**Greeting Club Members!**

**It has been a very busy and productive month.**

**We've started reorganizing the back room and made the janitor closet more accessible per the request of the maintenance department of the Metroparks.**

**The Clubhouse gallery has been refreshed with new framed and loose prints. Thank you members for bringing in new art for the gallery.**

**Our Treasurer Mickey Ross and Vice President Ross Ellet have successfully completed the installation of the new wifi router. We are able to utilize internet and wifi options for zoom, classes and accepting credit/ debit transactions during open house events.**

**Members Chris Boesel and Jack Myers planned two Photo Walk events in July to Rosary Cathedral Church and a Sunset Railroad trip in Grand Rapids, Ohio. Both events were well planned and many attended. If you have not done a photo trip with the group, make sure you make time to squeeze one in. It is a great time to learn from each other and meet more members. See the newsletter for the August events.**

**Michele Kipplen- Club President**



First place  
intermediate  
assignment



First Place  
Advanced  
Assignment



## **Art in the Garden**

We have another opportunity to be a good neighbor and have fun working together with other club members during the Art In The Garden event on Saturday, August 12, 2023 11am till 4pm.

Our clubhouse gallery is refreshed and ready to greet guests.

If the weather permits we will be setting up a selfie photo opportunity for visitors outside our clubhouse. Visitors will have the opportunity to use their cell phones to take portraits.

During this time there will also be outdoor chalkboards set up for chalk art for kids and adults to decorate. This is a great opportunity to get our name in front of the public, make some money and attract new members. We will have brochures and other handouts available plus the gallery will be open displaying member's work. Also some work is available for purchase.

If you wish to still display some of your photographs please let Michele Kipplen know ASAP.

I encourage you to make an effort to come out and help during the event. Call or text Michele Kipplen (419-283-4616) to arrange a time that is best for you.



## Open House Events

The 2nd Saturday of each month the Artists Village will be open to the public from 10am till 4pm. Each of the clubhouses have agreed to be open and to supply activities, tours, and demonstrations of each of their organizations. The Photo Arts Club has the studio group in the clubhouse on this same Saturday, we just wanted to make members aware that the public could stop in for a visit and to remind members to please welcome our visitors. We never know where our next member may learn about us. Metroparks has agreed to add the Open house events to their community calendar and the Metroparks newsletter. So, we are looking for members to assist in shifts to welcome visitors in the afternoons after the studio group is finished. The hours are Noon till 4pm. We prefer that there are two volunteers available.

[michelekipplen@gmail.com](mailto:michelekipplen@gmail.com)

## Reminder


Just a reminder the clubhouse is closed during the Months of July, through September on Thursdays only at 1pm because of Jazz in the Garden events. The Park requires that all village organizations refrain from having meetings in our clubhouses due to the events.

Thank you for your understanding.



2nd assign  
Intermediate

2nd assign  
advanced



## 2023 Garden Events — **Items in Bold We Participate In**

**\*Artists clubhouses are closed during Jazz in the Garden events.**

### August Dates:

Thursday, Aug 3, 6:30 **Jazz In The Garden**

Thursday , August 10, 2023 6:30 **Jazz In The Garden**

**Saturday August 12, 2023 11:00-4:00 Art In The Garden**

Thursday, August 17, 2023 6:30 **Jazz In The Garden**

Thursday, August 24, 2023 6:30 **Jazz In The Garden**

Thursday, August 31, 2023 ,6:30 **Jazz In The Garden**

### September Dates:

Thursday, September 7, 2023 6:30 **Jazz In The Garden**

### December Dates:

**Friday December 1, 2023 4:00-8:00 Heraldng The Holidays**

**Saturday December 2, 2023 10:00-5:00 Heraldng The Holidays**

**Sunday December 3, 2023 11:00-4:00 Heraldng The Holidays**

## **BEWARE Scammer Emails**

**Members please be aware that Michele does not send members emails requesting gift cards or money transfers and will NOT be responsible for reimbursements.**

**There is a spam/ scammer email going to club members saying: I do not have access to my mobile phone and that Photo Arts Club of Toledo needs some vouchers for donations.**

**Please block the scammer and help report it as a scam.**

## **2023 Scavenger Hunt Location: 577 Foundation- Perrysburg**

**Scavenger Hunt images are due Friday, Sept 1 by midnight.**

Email them to [michelekipplen@gmail.com](mailto:michelekipplen@gmail.com)

Make sure your to label them according to this example: Mkipplen\_bumpy.jpg

- Follow the contest rules for sizing items:

- 1. bumpy
- 2. buggy
- 3. red
- 4. shadows
- 5. Selfie
- 6. vibrant
- 7. soft
- 8. flowing water
- 9. sculptured
- 10. favorite pattern
- 11. down low
- 12. up high
- 13. sandy
- 14. motion/ moving
- 15. Entryways
- 16. Favorite spot
- 17. is it upside down or right side up
- 18. letter of the alphabet
- 19. Curvy-(must be distinct)
- 20. Bright & Bold

## Photo Shoot on September 16

At the June 3 Railroad shoot, there were 17 people who enjoyed the evening. Jack has scheduled another railroad shoot for Saturday September 16, it will be limited to 12 people. The sun will be setting (if there are no clouds) over the river. Email Jack for your reservation


[jmyers@roadrunner.com](mailto:jmyers@roadrunner.com)



## Photo Shoot at Rosary Cathedral

**Chris Boesel** conducted a photo shoot at Rosary Cathedral on July 29th. Ten members attended. Check out Michele's picture on the front page and Chris's pictures on the next page.

## Chris Boesel's Photos of the Cathedral from the photo trip .



# Great Smoky Mountains Workshops

## October 11-14, 2023

## May 15-18, 2024

New PACT member, [Ben Ayling](#) is teaming up with Atlanta-based landscape and nature photographer [Thomas Yackley](#) to lead a photo workshop in the Great Smoky Mountains. Both are award-winning photographers and career educators. Ben and Tom recently traveled together for a 25-day photo trip to Alaska and spent 11 days in the Rocky Mountains National Park this April. Check out their webpages by clicking their names above.

Join us as we photograph the beauty of the Great Smoky Mountains, the most popular of America's National Parks for a reason! We'll photograph intimate landscapes and great vistas, from streams, cascades, and overlooks to historic buildings.

<https://www.thomasyackley.com/workshops-and-classes>

<https://bayling@onu.edu>



Great Smoky Mountains  
Landscape Photography Workshops

Led by award-winning  
photographers and educators  
Thomas Yackley and Ben Ayling!

October 11-14, 2023  
(with optional 4th session October 15)  
or  
May 15-18, 2024

For more info and to register, go to  
<https://www.thomasyackley.com/workshops-and-classes>

QR code linking to the workshop registration page.

## 2023 Event Schedule Indiana Rail Experience

*Dates, venues, prices, and trip details are subject to change. Ticket sale dates for events July – September and September – December are to be announced.*

Diesel-powered train rides departing Angola, Indiana. Tickets start at \$15.00.

### **AUGUST 20th – TAILS, ALES & RAILS**

Train rides for good dogs and their owners departing Pleasant Lake, Indiana. Tickets are \$45.00.

### **OCTOBER 7th & 8th – INDIANA FALL COLOR TRAIN**

All-day steam excursions departing Pleasant Lake for Hillsdale. Tickets start at \$99.00.

### **OCTOBER 14th & 15th – MICHIGAN FALL COLOR TRAIN**

Steam & diesel excursion departing Hillsdale for Angola. Tickets start at \$99.00.

### **NOVEMBER 24th-26th – CHRISTMAS CABOOSE RIDES**

Traditional diesel-powered Christmas train rides and group charters aboard Santa's caboose in New Haven, Indiana. Tickets start at \$10.00.

### **DECEMBER 8TH-10th – INDIANA SANTA TRAIN**

Diesel-powered holiday excursions and events departing Pleasant Lake. Tickets start at \$35.00.

### **DECEMBER 15TH – 17th – INDIANA SANTA TRAIN**

Diesel-powered holiday train excursions and events departing Pleasant Lake. Tickets start at \$35.00.

*The Indiana Rail Experience is a partnership between the [Fort Wayne Railroad Historical Society](#) and the [Indiana Northeastern Railroad Company](#). Dates, venues, and trip details are subject to change as needed.*

## **July 1st Place Advanced Open**



## Education Nights

**Education night** for **August 10<sup>th</sup>** will be a Critique night, via Zoom. Per a suggestion from one of the members, if Lightroom is used to make changes to a photo, the list of changes will be sent to the author. Members can send JPEG photos to Jack or Charlie.

[matherc@yahoo.com](mailto:matherc@yahoo.com)

[jrmymers@roadrunner.com](mailto:jrmymers@roadrunner.com)

Previous presentations from Steve Stalker, Michele Kipplen, Donna Gottschalk, Kelly Chalfant and Jack Myers and Donna Gottschalk are available on the Photoclub website. <https://www.photoartscluboftoledo.com/>

### Excellent article , worth repeating


#### Jack's backyard birding

I have eight different feeders in my yard, some for specific birds. For example, I have an Oriole feeder that is only out from May to July, as they migrate through. Orchard Orioles and Red-Bellied Woodpeckers feed from the orange half or grape jelly that I put out. I live near Grand Rapids near the river. Over the years I have put up specific feeders for several reasons. The birds you see will differ at your location. We have a Bluebird house and ever other year they will nest. By contrast, a friend lives in Whitehouse and they are so plentiful they nested in his newspaper box at the street.

This is an upside-down thistle feeder. Only Goldfinch birds can feed on it. As you can see in the picture, the Goldfinches feed upside-down. They are the only finch that can do this.

With standard thistle feeders, there are several different birds that will come to it. I wanted just Goldfinches.

This example is from Perky-Pets, about \$15.



# Minimalism in photography

What is Minimalist photography?

Less is more: A guide to minimalist photography. Minimalist photography is about **stripping a subject down to its most elegant essence**. Create photos that cut through the clutter by emphasizing the essentials, including clean lines and empty spaces.

## Turn your work into a minimalist photo masterpiece

Embrace simplicity in your photos with helpful advice from the pros. Learn to:

- Use the Rule of Thirds for better composition
- Add emphasis to subjects with a shallow depth of field
- Judge color values for dramatic black and white shots
- Widen apertures and slow down shutter speeds for more light
- Create quiet drama in noisy photoshoot environments
- Use editing tools in post to perfect the aesthetic.

<https://www.adobe.com/creativecloud/photography/discover/minimalist-photography.html#minimalist>

Every time you take a photograph, you make choices about how much context to include around your subject. If stark backgrounds, fields of white space, or geometric shapes speak to you, you may be a minimalist photographer.

Minimalist photography grew out of the extreme abstract painting and sculpture of late 20th-century artists. With simple geometric patterns, strong lines, or painted color fields, minimalist artists created work that didn't refer to anything in the real world but instead stood only for itself. Minimalist photographers adopted this stress on simplicity and limited compositional elements and then applied these principles to what they saw in the real world.

To make your own minimalist images, you have to be confident that the scenes that appeal to you will also appeal to others. "It's about focusing the viewer's eye on a singular object or subject and eliminating white noise," says photographer Aleks Baharloo. "I've learned over the years to trust my instinct and just go for it, but it's a fearful thing to make the one subject in the entire frame occupy less than five percent of the frame while everything else is white."

From Adobe

<https://www.adobe.com/creativecloud/photography/discover/minimalist-photography.html#minimalist>

Because minimalist photography tends to be stark, the subject of every photo takes on even greater importance than in other styles of photographs. Without other figures or compositional elements in the foreground or background, the subject has to grab the audience's attention. "The subject matter better be interesting, or a minimalistic photo becomes a simplistic photo," Baharlo says. By isolating an interesting subject, you give the audience space to use their imagination to tell their own story.

Remember the [rule of thirds](#). This is more of a guideline than a rule, but it may be helpful to divide your photo into a grid of three horizontal lines by three vertical lines, and to move the frame until your subject or other elements sit at the intersections of those lines. "I usually use the rule of thirds to know where to put a subject," Morrison says. "But you learn the rules, and then you figure out which ones you like, which ones to push, and which to completely ignore. I'll look at the guidelines, but usually I'm just asking myself if it feels right to me."

Baharlo has no problem breaking the rule of thirds. "My photography is often a lot of contrasting lines: a horizontal horizon, vertical subject matter," he says. "Either everything in the frame is vertical, everything in the frame is horizontal, or it's a contrast of the two." Experiment with each photo to see what works best with each particular subject.

## **Camera settings for minimalist photography.**

### **Decrease the Depth of Field**

Any photo can be minimalist if you're photographing the right subject matter but using the right camera settings can give you extra control over the minimalist mood you're trying to convey.

With a [shallow depth of field](#), you can keep the viewer's attention on the subject by blurring the background. "I use a shallower depth of field, so the subject matter is in focus and everything in the background is completely blurry," Baharlo says. You can achieve this by widening the [aperture](#), which lets more light into the camera's sensor, or you can increase the distance between the camera and the subject, and then zoom in on the subject. This will result in a blurrier background. If there are lights behind your subject, a shorter depth of field can create a [bokeh effect](#), turning points of light into blurred circles.

## Experiment with different exposures

Widening the aperture isn't the only way to increase the light that reaches the camera's sensor. You can also slow down the [shutter speed](#) to create a higher exposure or a more light-filled photo. A higher exposure can turn a cloudy sky into a field of white. "Most of my photographs have a lot of negative space in white, which accentuates the gray or darkly colored subject matter," Baharlo says. He recommends bracketing, taking a picture at the proper exposure, then taking one at a much higher exposure and another at a much lower exposure. These variations give you more options when you edit the photo.



## Committee Notes

The Studio Group will not meet on August 12th because of Art in the Garden. They will meet on August 19th at 10-noon. We will be looking at doing a professional setup to photograph cut glass. Should be fun. Please let John Dillon know if you plan on attending.

[jdillon356@aol.com](mailto:jdillon356@aol.com)

**Lightroom** In July we discussed various ways to control color using Lightroom Classic, from choosing profiles to tone curve adjustments. This month (August 21st) we will explore B&W conversions and toning. All are welcome. We meet via Zoom on the third Monday of each month. Check the Events calendar for details and the link.

Regards,

Charlie Mather  
mailto:[matherc@yahoo.com](mailto:matherc@yahoo.com)

**Viewpoint Newsletter** Any information intended for the Viewpoint Newsletter can be sent to me, **Mary Mather** at

[mmather@toast2.net](mailto:mmather@toast2.net)

# The Viewpoint

## Membership:

We have 70 members with 1 member in the grace period.

## Membership renewals:

Myra Tuck

Kathy Fisher

## New Member:

Haley MacRitchi

Monthly contest: The July monthly contest had 21 entries from 7 members. The assignment was Street Photography. The August competitions are open, the assignment is Macro Shot.

## Competition assignments:

September – Arches

October – Waterfalls

November – Barn(s) old or new. This is a **print competition in the clubhouse.**

Competition Title	Level	Image Title	Author's Name	Awards
Assignment, Street Photography	Intermediate	"Heidi" (Portra 400)	Micah Maziar	Honorable Mention
		Sneaking a Peek	Wennie Anderson	3rd
		Plowing the Street	Wennie Anderson	2nd
		Street Portrait at the Fiesta de la Virgen Inmaculada Concepción	Micah Maziar	1st
	Advanced	Sisters	Jack Myers	Honorable Mention
		Morning in NYC	Chris Boesel	Honorable Mention
		Occupy San Francisco	Charlie Mather	Honorable Mention
		Alone Together	Charlie Mather	Honorable Mention
		Vinton Street	Charlie Mather	3rd
		A Mazing	Jack Myers	2nd
		Street Musicians	Ben Ayling	2nd
		On the Streets of Philly	Chris Boesel	1st
July Open	Advanced	Hopping to get away	Jack Myers	2nd
		Fireworks on the O-HI-O	Ben Ayling	1st

## Board Members

President - Michele Kipplen - [michelekipplen@gmail.com](mailto:michelekipplen@gmail.com) 419-283-4616

Vice President - Ross Ellet [rellet17@hotmail.com](mailto:rellet17@hotmail.com)

Treasurer - Michele Ross - [mickey.ross1204@gmail.com](mailto:mickey.ross1204@gmail.com) 419-360-0712

Secretary- Carolyn Ford-[cuervaMR3@outlook.com](mailto:cuervaMR3@outlook.com) 419-508-8758

Past President - Wennie Anderson - [wennieanderson120@gmail.com](mailto:wennieanderson120@gmail.com)

734-243-3346

### Board Members

Donna Gottschalk - [ddcampbell53@aol.com](mailto:ddcampbell53@aol.com) 419-349-4511

Charlie Mather - [matherc@yahoo.com](mailto:matherc@yahoo.com) 419-277-7060

Mary Mather - [mmather@toast2.net](mailto:mmather@toast2.net) 419-277-7050

Laurie Dietrich - [pictureperfectbylaurie@hotmail.com](mailto:pictureperfectbylaurie@hotmail.com) 419-290-7551

### Committees

Lightroom - Charlie Mather - [matherc@yahoo.com](mailto:matherc@yahoo.com)

Studio Group - John Dillon - [jdillon356@aol.com](mailto:jdillon356@aol.com)

Competition Chair - Jack Myers - [jrmymers@roadrunner.com](mailto:jrmymers@roadrunner.com)

Website Chair - Charlie Mather - [matherc@yahoo.com](mailto:matherc@yahoo.com)

Membership - Jack Myers - [jrmymers@roadrunner.com](mailto:jrmymers@roadrunner.com)

Newsletter - Mary Mather - [mmather@toast2.net](mailto:mmather@toast2.net)

For more information about the happenings or Zoom links to the meetings please check out the website.

<https://www.photoartscluboftoledo.com/club/clubschedules.aspx>.